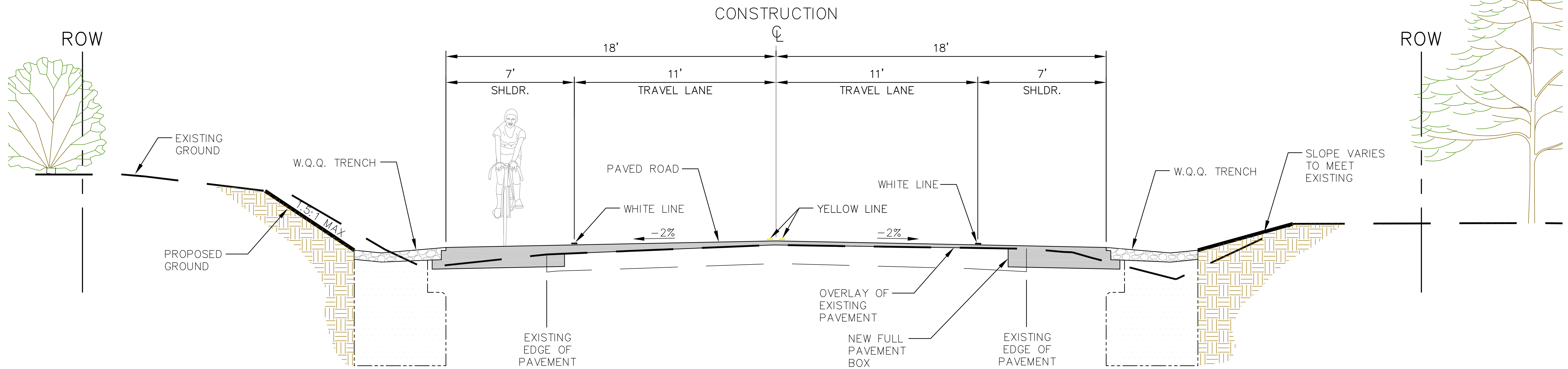
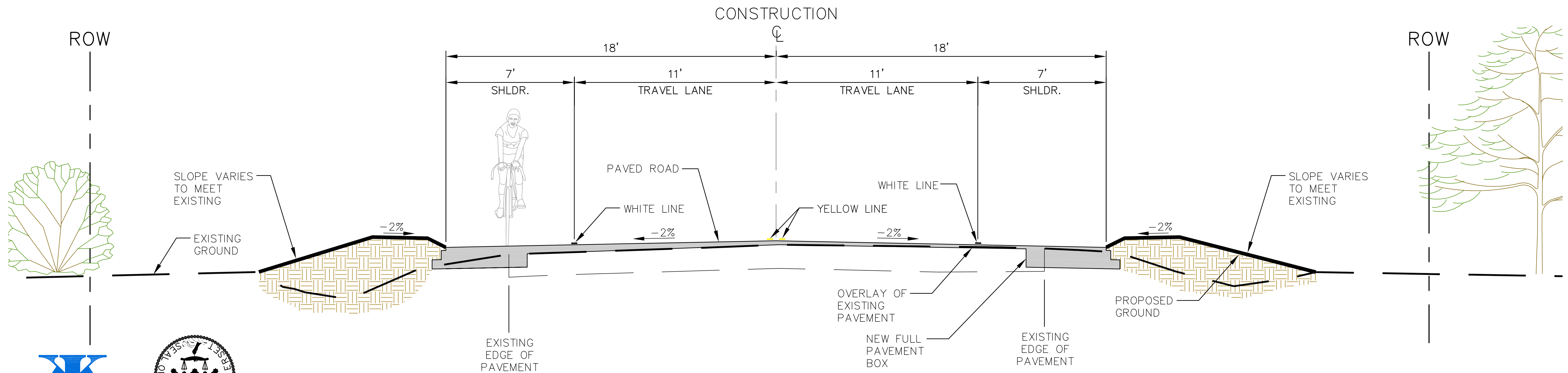



AMWELL ROAD IMPROVEMENTS (C.R. 514) WORTMAN STREET TO ELIZABETH AVENUE TOWNSHIP OF FRANKLIN




TYPICAL SECTION
36' WIDE AMWELL ROAD WITH W.Q.Q. TRENCHES



TYPICAL SECTION
36' WIDE AMWELL ROAD WITHOUT CURB



PREPARED BY:
Keller & Kirkpatrick, Inc.
301 ORBALTAR DRIVE
SUITE 2A
MORRIS PLAINS, NJ 07960
(973) 377-8000



PREPARED FOR:
THE SOMERSET COUNTY ENGINEERING DIVISION
COUNTY ADMINISTRATION BUILDING
25 GROVE STREET
P.O. BOX 3000
SOMERVILLE, NJ 08876-1282
(609) 231-7024