



# 2020 SOMERSET COUNTY OPERATING BUDGET

Somerset County Board of Chosen Freeholders:  
Director Shanel Y. Robinson, Deputy Director Sara Sooy,  
Freeholder Brian G. Gallagher, Freeholder Brian D. Levine,  
Freeholder Melonie Marano



# “Making Vibrant Connections” During COVID-19

We're "making vibrant connections"  During COVID 19

Senior Wellness  
Stay Home

Stay Safe  
Hillsborough Montgomery M.O.W.

WE ARE ALL HERE FOR YOU

1 2  
Rotary  
Grocery Drive  
For Township Food Pantry

Working from Home  
Working from home  
Working from Home

1 2  
United States Postal Service

1 2  
1 2

# Somerset County 2020 Budget

Prepared and Presented by:

Michael J. Amorosa  
County Administrator


Nicola Trasente  
Director of Finance and Administrative Services

Christopher Hart  
Deputy Director of Fiscal Operations




# Somerset County Mission Statement

The County of Somerset is committed to excellence and innovation in public service, promoting the well-being of all residents and communities by providing effective, efficient, and responsive leadership.



# Freeholders 2020 Budget Directives

- Fund all existing services
  - Maintain a AAA bond rating
  - Maintain “A healthy fund balance” (surplus)
  - Fund all statutory obligations (e.g. Debt Service, Pension, Pay Equity)
  - Embrace a workforce that is diverse, inclusive, innovative
  - Present a well thought-out budget funded by a sensible tax rate
  - “No surprises” for the taxpayer
- 

# Bond Rating

**Aaa**

Highest  
Quality

Moody's

**Aaa**

Extremely  
Strong

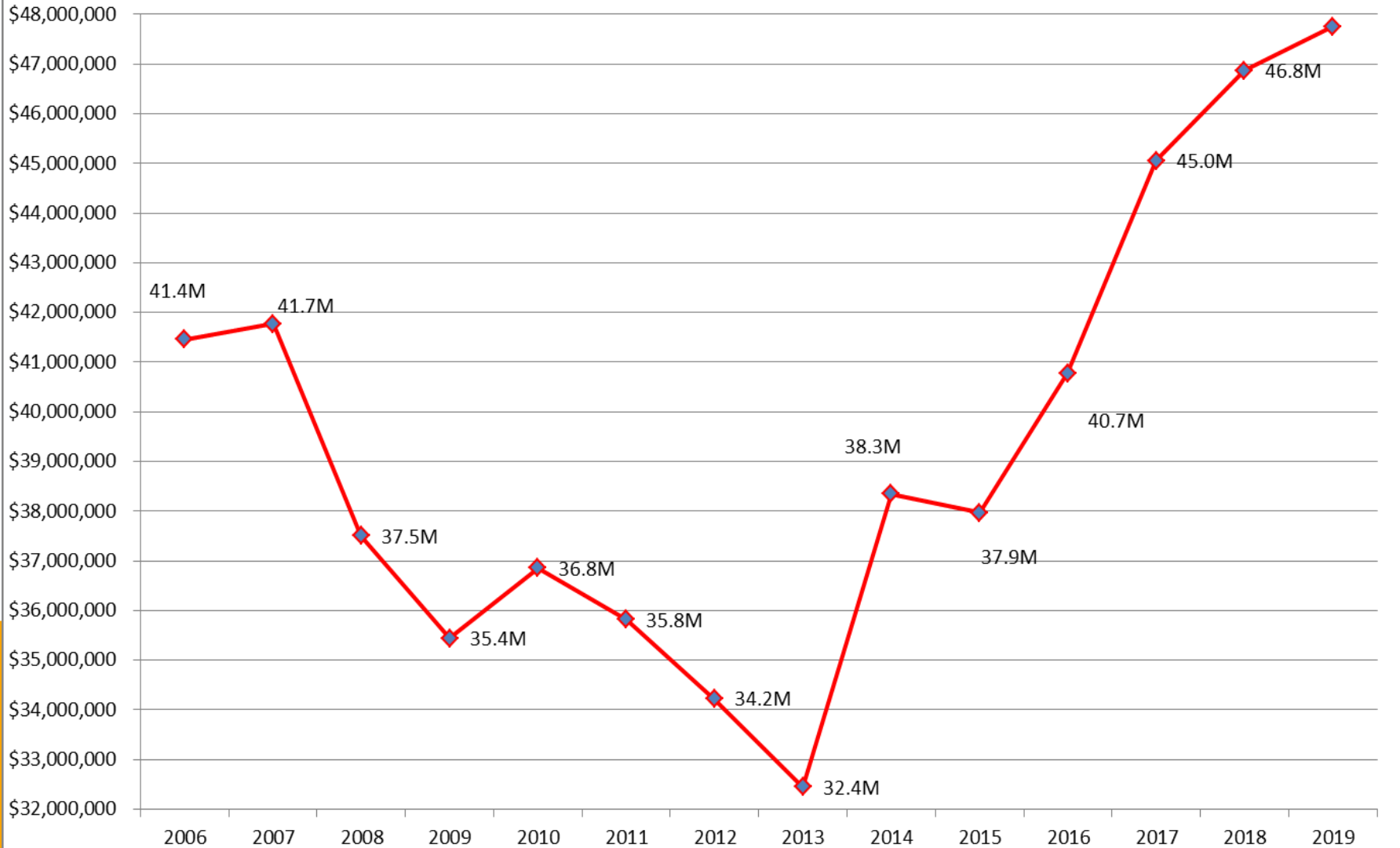
Standard &  
Poor's

# Regenerated Fund Balance

<u>Year</u>	<u>Beginning</u>	<u>Utilized</u>	<u>Regenerated</u>	<u>Sub Total</u>	<u>Ending</u>	<u>Reserved</u>	Inc/(Dec)	
2015	\$38,349,124	\$19,725,000	\$21,339,747	\$39,963,871	\$37,963,871	\$2,000,000	(\$385,253)	
2016	\$37,963,871	\$19,000,000	\$23,811,641	\$42,775,512	\$40,775,512	\$2,000,000	\$2,811,641	
2017	\$40,775,512	\$19,000,000	\$25,279,597	\$47,055,109	\$45,055,109	\$2,000,000	\$4,279,597	
2018	\$45,055,109	\$19,000,000	\$20,817,263	\$46,872,372	\$46,872,372		\$1,817,263	
2019	\$46,872,372	\$19,000,000	\$20,284,435	\$48,156,807	\$47,756,807	\$400,000	\$884,435	
		2015 - 2019						
			Fund Balance has increased by:				\$9,792,936	
			Reserves for emergencies increased by:				\$6,400,000	
			Total reserve and Fund Balance increase:				\$16,192,936	

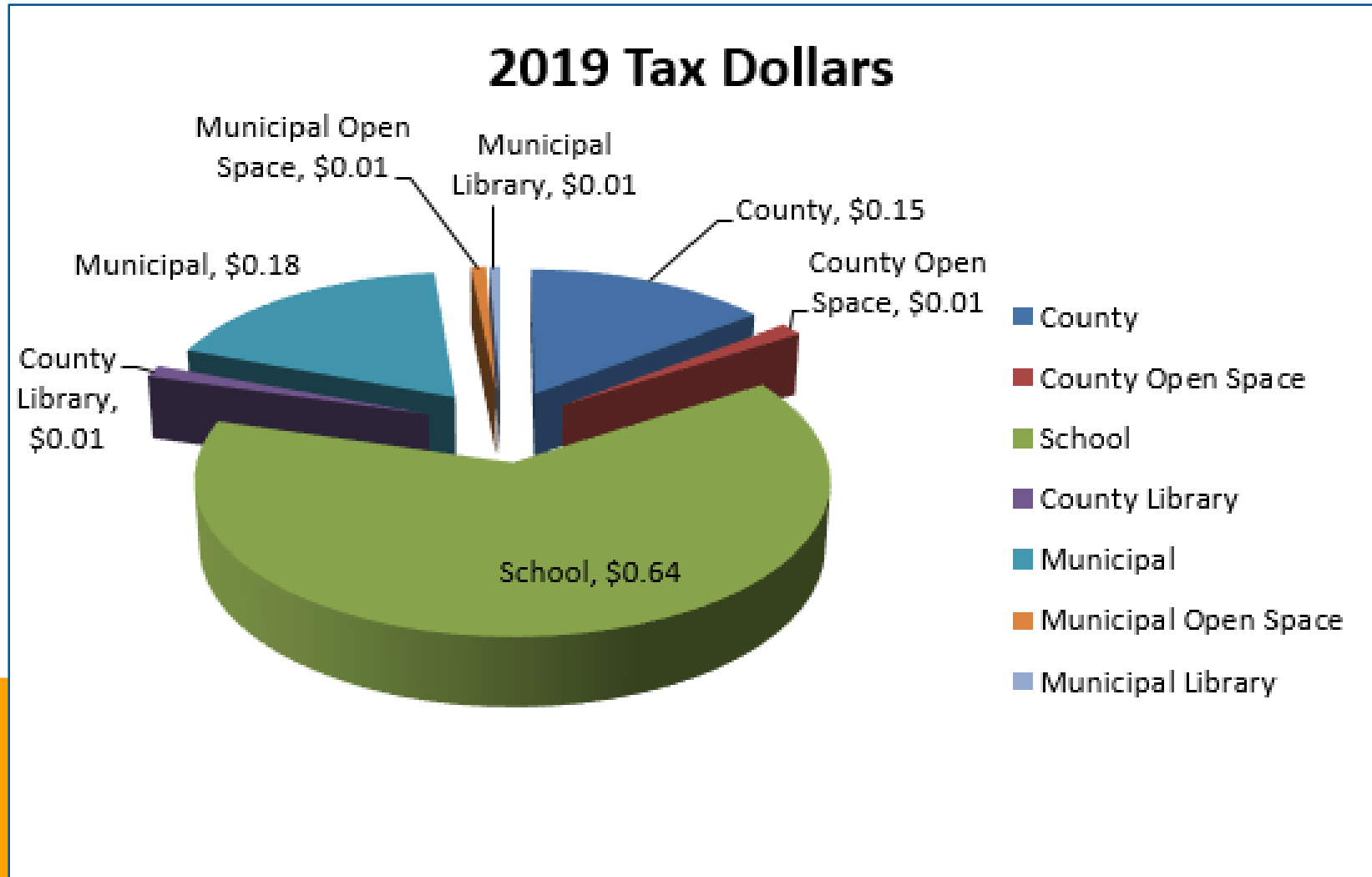
# Fund Balance Regenerated

## Fund Balance Regenerated





# Where Do Your Taxes Go?



# What Does This Budget Do?

- Fully funds county employee health center
- Maintains 248 centerline miles of county roads and 752 bridges
- Maintains 38 parks, recreation and open space areas encompassing 15,000 acres
- Funds nearly 200 shared services with local governments and other organizations in the county
- Partially funds Somerset County Vocational Technical School, Raritan Valley Community College, Social Services and Somerset County Park Commission
- Fully funds Somerset County Emergency Services Training Academy
- Partially funds the Somerset County Business Partnership

# Shared Services

## Cost Shared with Other Agencies

- Recycling- 21 municipalities, including schools
- Transportation- 5 municipalities, 3 non-profits
- Vehicle Maintenance - 14 municipalities
- Vehicle Fuel- Over 50 agencies
- Fire Academy Service- State-wide
- Health Services- 8 municipalities

## Cost Covered by County Only

- 911 PSAP - 20 municipalities
- Full Dispatch Service- 16 municipalities, 15 in county , 1 fully funded out of county police department, 41 fire departments and 17 EMS stations

# Facts About Somerset County Operations

## Office on Aging and Disability Services

### Nutrition & Wellness Program

- 161,211 meals provided throughout the county
  - 69,807 at Centers feeding 3,292 county residents
  - 91,404 delivered to 744 homebound county residents
- Provided information & assistance 47,735 times to 7,122 county residents

## Community Development

- Over \$1 million annually benefits to 9,246 residents

## One Stop Career Center

- Assisted nearly 600 job seekers & provided 38 workshops
  - 250 qualified for federal dollars

# Facts About Somerset County Operations (Cont.)

## Richard Hall

- Primary health care and dental care to over 450 residents
- Medication Clinic has 7 prescribers, services to 1,588 residents annually
- 2,452 unduplicated residents cared for

## Rutgers Cooperative Extension

- 74 4-H clubs reaching 900 youth
- 233 school enrichment programs reaching 4,000 youth
- 148 FCHS classes reaching 933 adults and 1,065 youth

## Rutgers Cooperative Extension - Volunteers Expanded Outreach

- Provided 421,215 hours of volunteer service valued at \$11,928,808

# Facts About Somerset County Operations (Cont.)

## Veterans Services

- 270 VA claims resulted in \$2.8 million of recovery for Somerset County Veterans

## Volunteer Services

- Provided over 450 projects as part of Handyman Program
- 11 wheelchair ramps built & 65 properties cleaned up for seniors
- 70 students tutored
- Provided assistance with over 3,000 tax returns

## Youth Services

- 407 referrals of families with crisis, 175 seen for family therapy
- 43 prevention programs for approx. 5,507 at risk youth throughout the county

# Facts About Somerset County Operations (Cont.)

## 911 Communications:

- 340,651 --- CAD Entries
- 264,966 --- Incoming Calls
- 99,510 --- Outgoing Calls
- 93,303 --- 911 Calls

## Emergency Management:

- 80 County Hazmat incidents responded to
- 81 County Fire and 82 EMS Coordinators incidents responded to
- 2,334 volunteer hours for Emergency Response Team

## ESTA: Training Services Academy

- 235 courses
- 5,800 students taught
- 115 outside agencies utilized facility

# Facts About Somerset County Operations (Cont.)

## Health Department (28 total FTE):

- 25 out of 28 positions are funded by grants or inter-local agreements

## Consumer Health (14 FTE):

- 884 Nuisance complaint investigations
- 1340 Restaurants Licensed
- 1717 Restaurants Inspected
- 1368 Housing Inspections
- 166 Recreational Bathing Inspections

County Environmental Health Section (4 FTE)

Public Health Emergency Preparedness (7 FTE)

Chronic & Infectious Diseases & Lead Poisoning Prevention ( 3 FTE)



# Cost Drivers

## Budget Line

## Increase

- **Debt Service** **\$1,737,006**
- **Public Works (Recycling-loss of revenue)** **\$1,444,855**
- **Health Insurance** **\$1,392,391**
- **Public Safety\*** **\$995,107**
  
- **Loss of Revenue (COVID-19, Shared Service)** **\$4,600,000**
- **Loss of Excess Revenue (Unanticipated)** **\$3.5 to \$5 Million**

\* Budget items that provide added service to county residents

# Total Budget-Revenue

<b>Year to Year Revenue Comparisons</b>					
	<b><u>2020</u></b>	<b><u>2019</u></b>	<b><u>20 vs 19</u></b>	<b><u>Inc/(Dec)%</u></b>	<b><u>Revenue %</u></b>
Section A Local Revenues	8,935,602	8,010,833	924,769	11.54%	3.7%
Section C assumption of State Costs	496,708	484,000	12,708	2.63%	0.2%
Section E: Other Special Items	2,375,200	1,910,349	464,851	24.33%	1.0%
Section E: Increase in Fees Chapter 370	945,000	945,000	0	0.00%	0.4%
Shared Services ***	3,159,541	4,126,009	(966,468)	-23.42%	1.3%
FEMA	509,645	509,645	0	0.00%	0.2%
Debt Service Reimbursement	219,599	223,317	(3,718)	-1.66%	0.1%
Pension Reimbursement	1,093,148	1,161,606	(68,458)	-5.89%	0.5%
Fund Balance	19,000,000	19,000,000	0	0.00%	7.9%
Tax Levy	203,043,287	197,696,981	5,346,306	2.70%	84.7%
<b>Total Revenues</b>	<b>239,777,730</b>	<b>234,067,740</b>	<b>5,709,990</b>	<b>2.44%</b>	<b>100.0%</b>
	0	0	0	0.00%	0%

# Total Budget-Expenditures

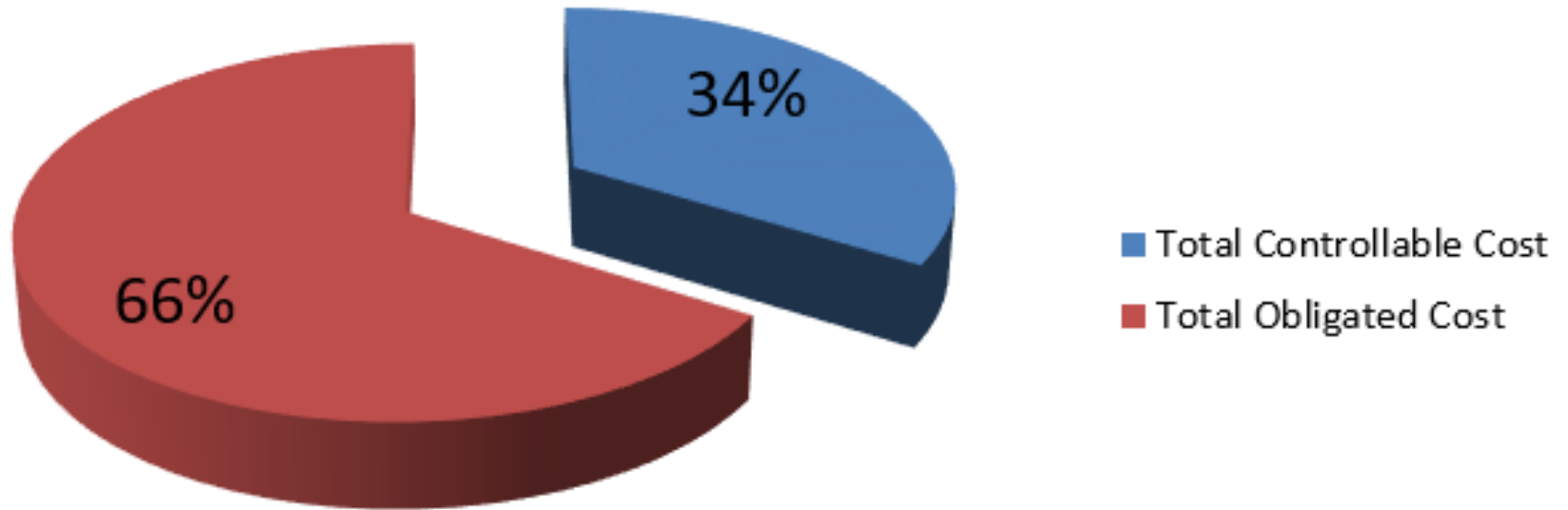
Category	2019	2020	20 vs. 19	%
County Departments	110,677,540	113,828,382	3,150,842	2.85%
Outside Agencies	41,297,395	41,815,681	518,286	1.26%
Insurance(s)	31,749,673	33,309,116	1,559,443	4.91%
State Program Costs	2,824,286	1,606,332	(1,217,954)	-43.12%
Pension	14,861,015	14,685,144	(175,871)	-1.18%
Capital	5,863,000	6,000,000	137,000	2.34%
Debt Service	20,446,032	22,144,313	1,698,281	8.31%
Deferred Charges	-	-	-	0%
Other	6,348,799	6,388,762	39,963	0.63%
<b>Total</b>	<b>234,067,740</b>	<b>239,777,730</b>	<b>5,709,990</b>	<b>2.44%</b>

# Cash Capital

Total Cash Capital	6,000,000
Amount for Down Payment on Bonds	975,000
Reserve for Green Brook Flood Control	700,000
Reserve for Preliminary Cost	650,000
Fleet Vehicles Replacement	550,000
Other Capital Requests-Contingency	-
Various Capital Projects - Capital Ord.	3,125,000

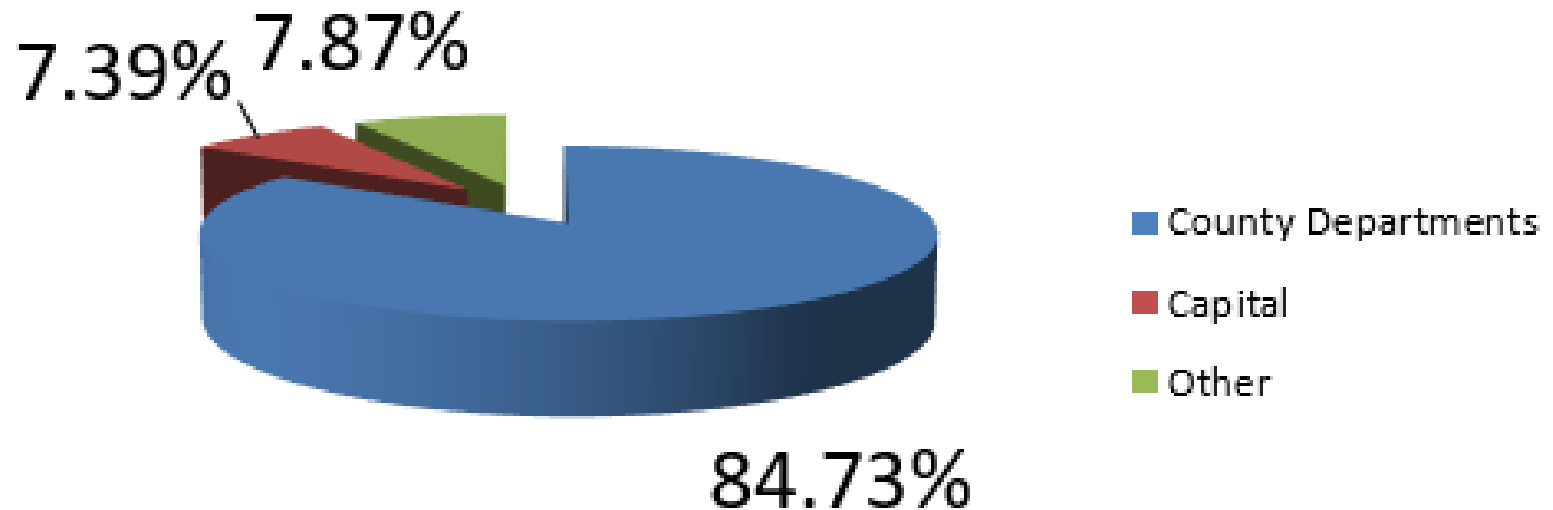
# Cost We Can Control vs. Cost We Are Obligated For

**Total Controllable + Obligated Cost**

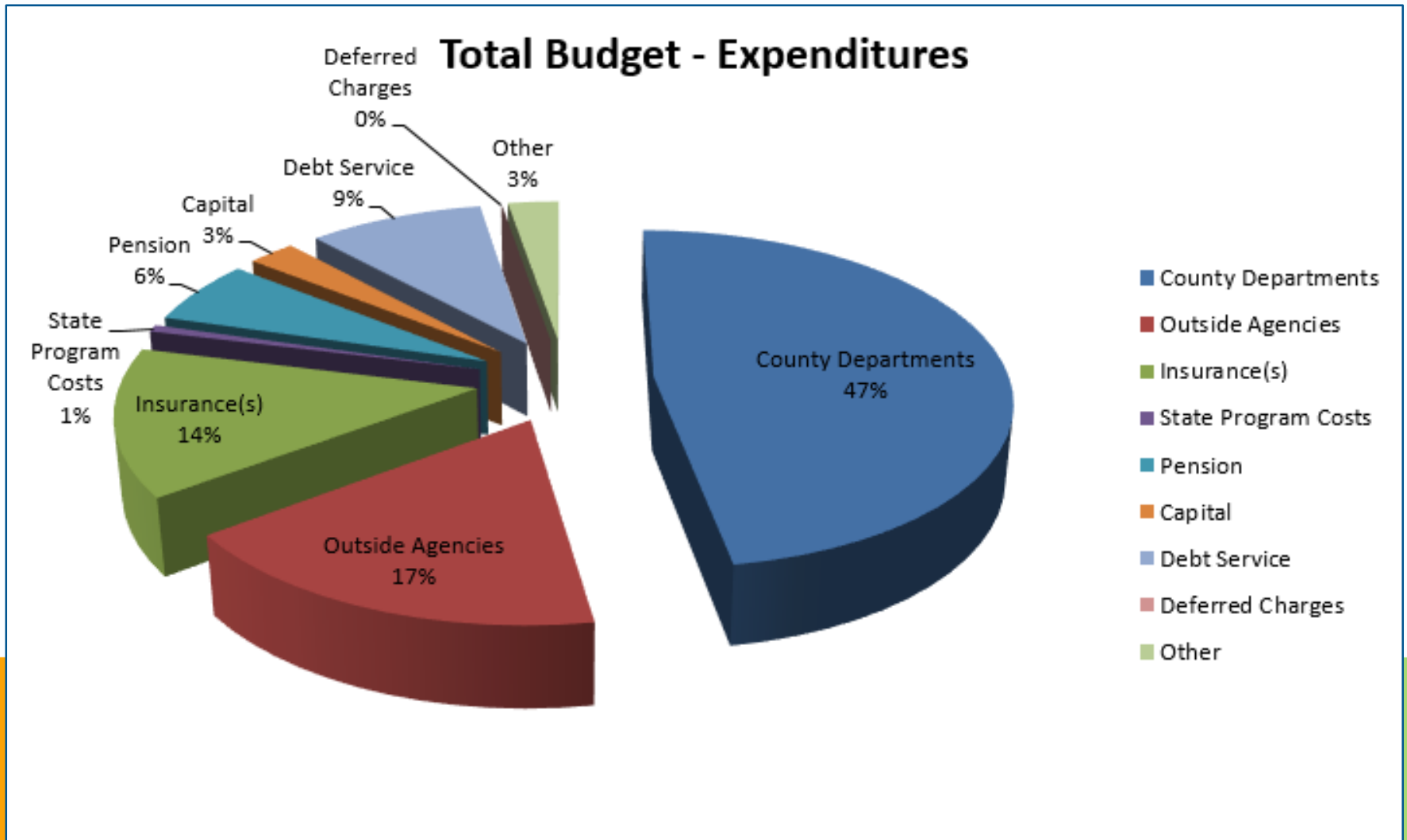


# Cost We Can Control

## Cost we can control

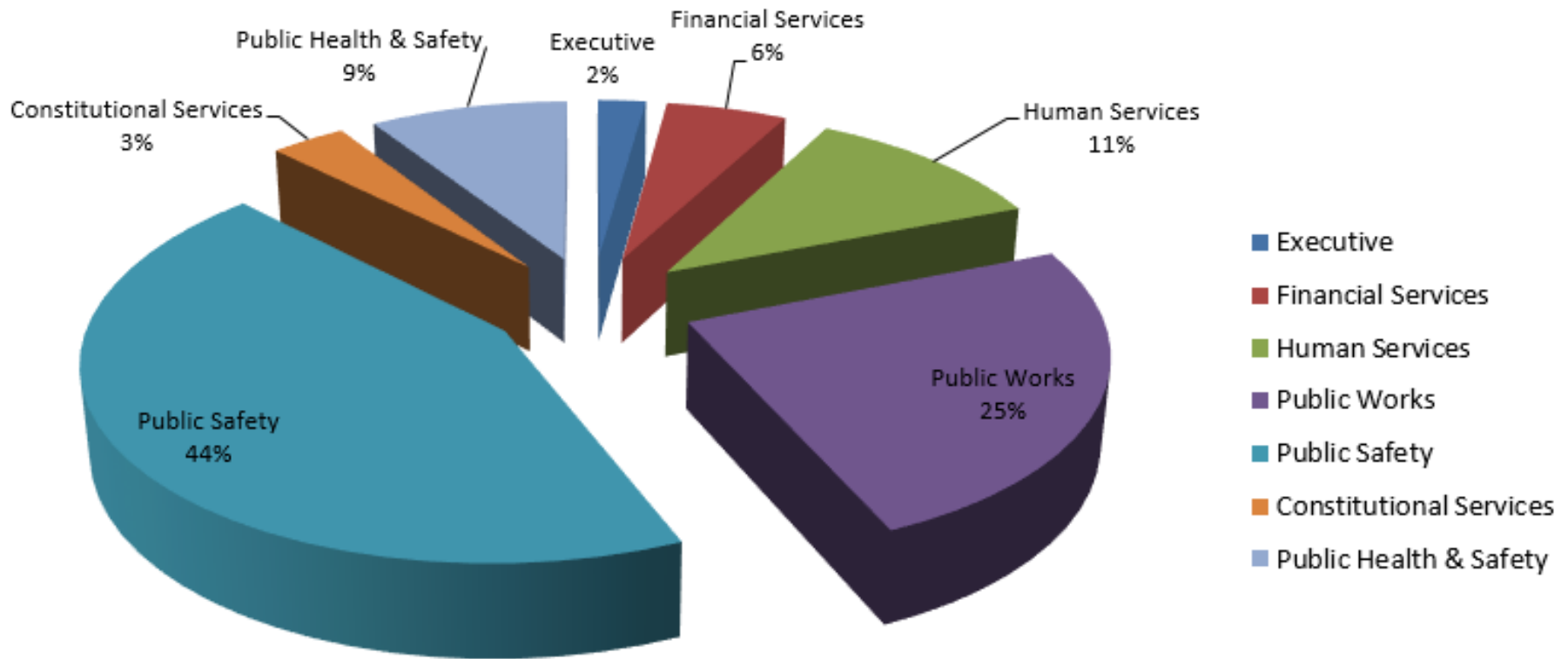


# County Department vs. Other



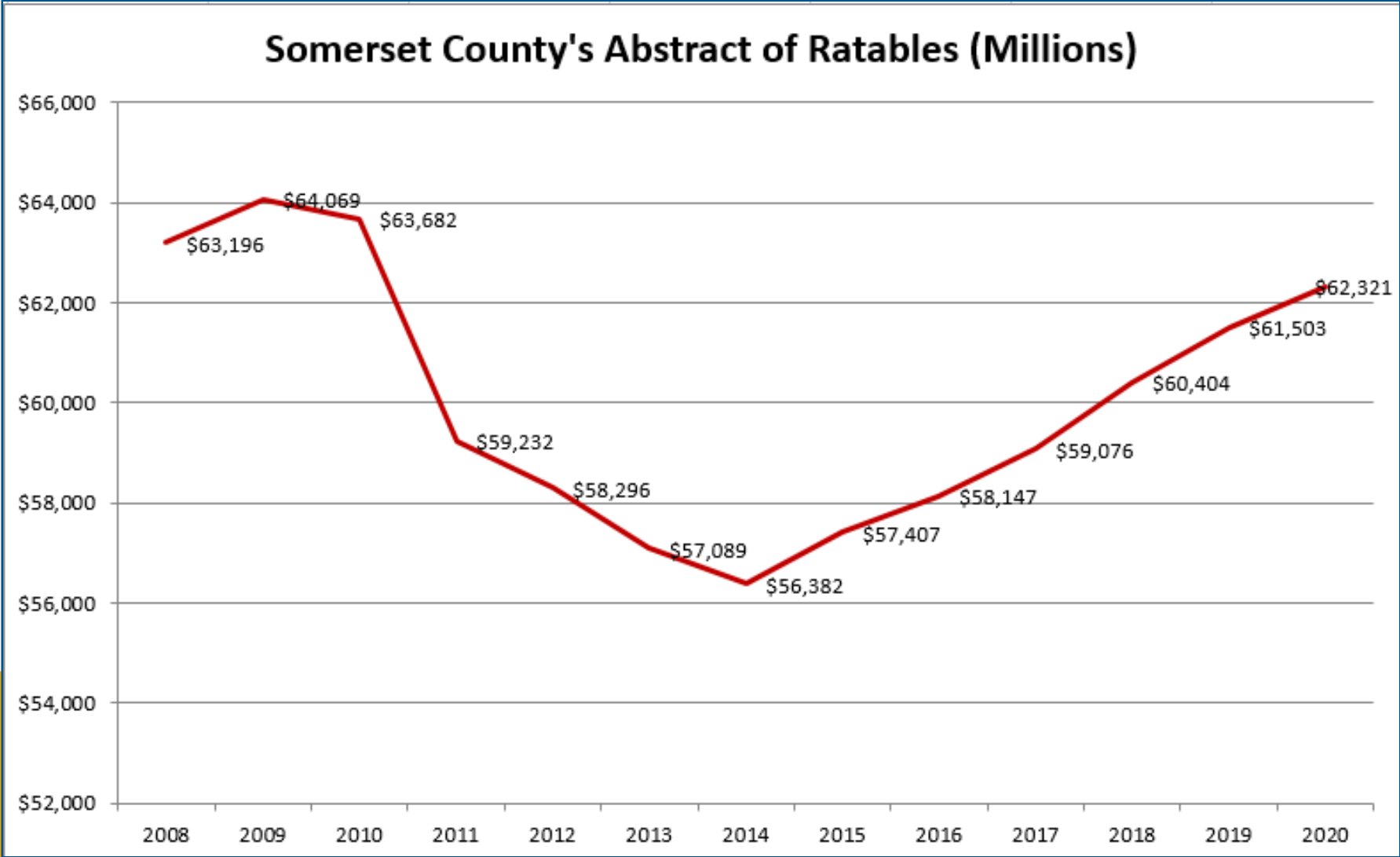
# County Department

## Salary & Wages by County Department





# Increase In Assessed Value



# Tax Rate Effect on Average Home \$439,592 \$28.60 Per Year For 2020

## COUNTY OF SOMERSET 2020 Introduced Budget Info

	2019	Intro 2020	Dollar Change	% Change
Total Net Value Assessed	61,503,152,576	62,321,339,261	818,186,685	1.33%
Total Budget w/ Grants	238,881,578	253,170,613	14,289,035	5.98%
<b>County Levy</b>	<b>197,696,981</b>	<b>203,043,287</b>	<b>5,346,306</b>	<b>2.70%</b>
Without Grants	234,067,740	239,777,730	5,709,990	2.44%
Grants	4,813,838	13,392,883	8,579,045	178.22%
<b>Tax Rate</b>	<b>0.3218</b>	<b>0.3261</b>	0.004354	1.35%
Average House Annual Tax	1,405	1,434	28.60	2.04%
Per Month	117	119	2.38	2.04%

Note: Plus Sign (+) = increase, Minus Sign = Decrease